



2022-2023

# Transportation Accountability Report



Report to the Board of Education



# School District No. 5 (Southeast Kootenay) Transportation Accountability Report 2022-2023

## Table of Contents

District Information:.....	2
Transportation Highlights:.....	2
Transportation Data:.....	2
Fleet Management and Operations: .....	3
Fleet Maintenance:.....	4
Transportation Budget:.....	4
District Transportation Challenges:.....	4



## School District No. 5 (Southeast Kootenay) Transportation Accountability Report 2022-2023




### District Information:

School District No. 5 (Southeast Kootenay) (the “District”) is located in the southeast corner of the province of British Columbia. With an approximate population of 36,000 most people live in the communities of Cranbrook, South Country (Baynes Lake, Grasmere, Elko, Galloway and Jaffray), Fernie, Sparwood and Elkford. The student population of the District is approximately 5,900 with almost 39 percent of the student population registered as bus students.

The Transportation Department’s priorities are student safety, fiscal responsibility, ridership, school viability and parent satisfaction.

The Transportation Department is guided by the [District's Mission Statement](#) and by the [Board Policy Handbook and Administrative Procedures](#).

### Transportation Highlights:

-  The first aid requirement for our drivers is a Level One (1) certification (renewed every three years);
-  The District operates thirty-four buses (16 in the Cranbrook Area, 18 in the Elk Valley) that carry 2,286 students (2021/22 – 2,270 students) safely over 2,755 kilometers each day with an average one-way rider time of 56.5 minutes;
-  Communication regarding bus route changes, delays or cancellations is done through School Messenger. School Messenger is an effective communication tool that allows the District to send emails and SMS messages directly to parents for real-time transportation updates.

### Transportation Data:

The following tables provide valuable information on the District’s overall transportation operations:



<b>Transportation Fact Summary</b>	<b>Elk Valley</b>	<b>Cranbrook</b>	<b>Total</b>
Number of students transported	1,368	918	2,286
Number of transportation routes	13	13	26
Number of buses	18	16	34
Route kilometres traveled each day	1,410	1,345	2,755
Number of field trips per year	723	971	1,694
Fuel costs per kilometre (\$/km)	0.74	0.74	0.74

*Table 1-Fact Summary*

<b>Staff In Transportation Department</b>	<b>Elk Valley</b>	<b>Cranbrook</b>	<b>Total</b>
Manager of Operations			1
Assistant Managers of Operations	1	1	2
CUPE Support Staff (10 hours/week)	1	1	2
CUPE Mechanics	1	2	3
Mechanics under Contract	1	-	1
CUPE Regular Bus Drivers	13	13	26
CUPE Spare Bus Drivers	4	4	8

*Table 2-Staffing*

The Board hired an independent consultant to complete a Student Transportation Analysis for the Elk Valley in fiscal 2020. This consultant will complete a Student Transportation Analysis for the Cranbrook area in early 2023.

The District Transportation Department has implemented most of the recommendations from this analysis. The following outcomes are a result of the recommendations noted in the Student Transportation Analysis:

- Reduction in kilometers driven;
- Reduction in student wait times;
- Reduction in time spend on bus; and
- Reduction in before and after school supervision

### Fleet Management and Operations:

The Board of Education of School District No. 5 (Southeast Kootenay) continues to apply for provincial grants for new buses each year. The current fleet is comprised of 32 diesel buses and 2 electric buses. The electric buses are being utilized on longer routes in the District to reduce fuel costs.



### Fleet Maintenance:

District CUPE Mechanics perform the bus fleet maintenance. Scheduled maintenance includes lube and inspection every 1,500 kilometers and oil changes every 10,000 kilometers.

### Transportation Budget:

The total Transportation Department budget is \$2,497,265.00. The breakdown of budget expenditures is shown in the chart below:

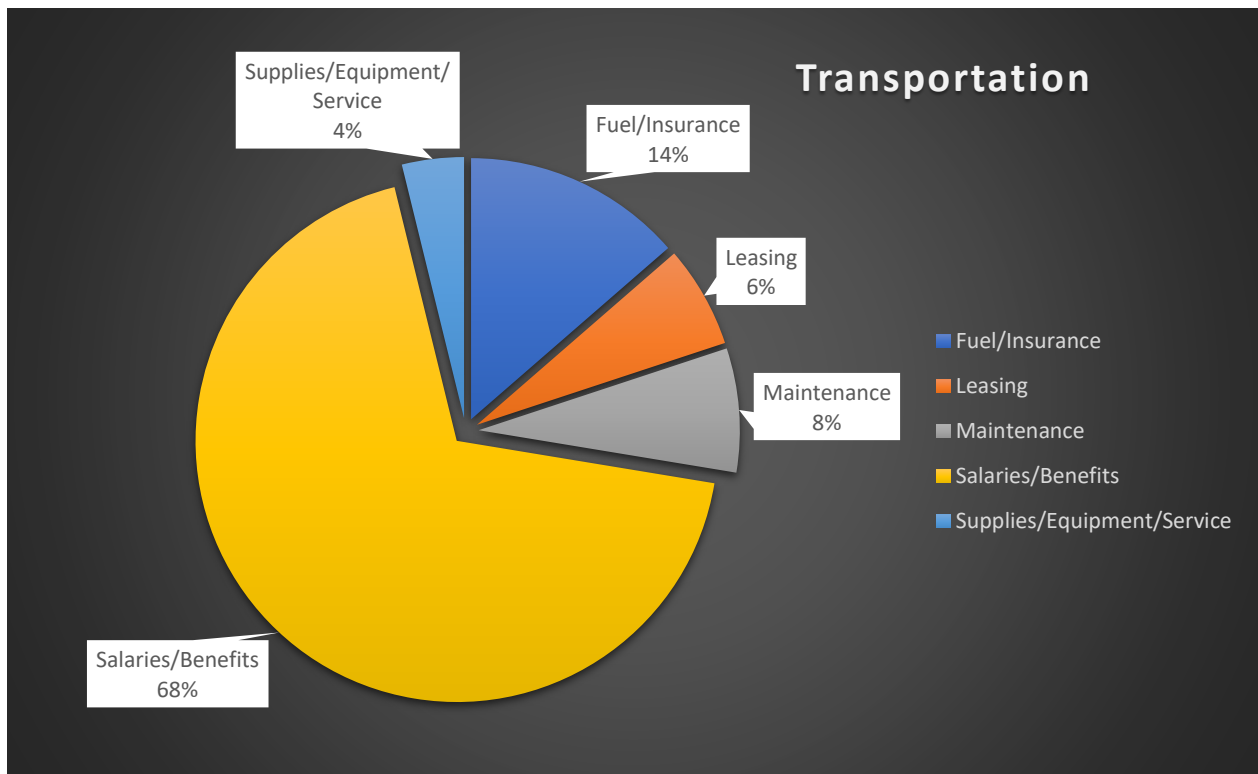


Chart 1-Transportation Budget

### District Transportation Challenges:

The District continues to face recruitment and retention challenges in the Transportation Department. The Elk Valley is still trying to fill two bus driver positions. There have been ongoing postings for bus drivers in the Elk Valley since April 2022 that have remained unfilled.

As a solution to the Class 2 Bus Driver shortage, the District certified a permanent CUPE bus driver to deliver driver training within the District. The driver attended a two-week driver training program through the Association of School Transportation Services of British Columbia (ASTSBC) in August 2022.



The goal is to train and retain drivers in the District. As a result of having an in-house trainer for drivers, the District is able to recruit new and existing employees and provide them with coaching in both the practical and written portion of the Class 2 drivers certification.

Funding for additional buses for new routes is another challenge facing the District. We have started discussions with the Ministry Capital Branch to request these.