

How to access a novel on Kurzweil:

1. Go to:

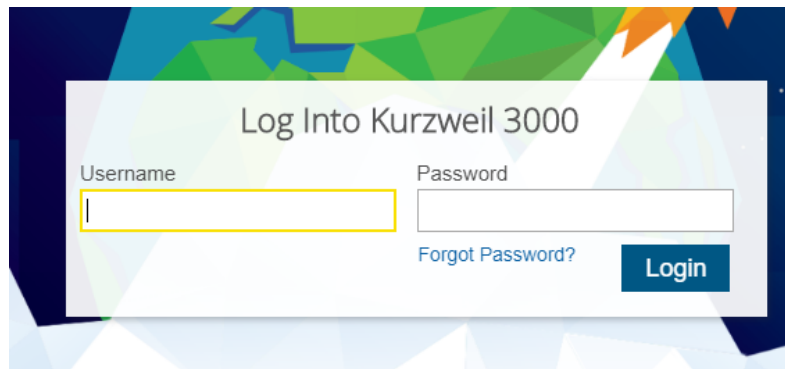
https://www.sd5.bc.ca/studentparent/accessibility_software/Pages/
and click on Firefly by Kurzweil.

Accessible Software

Firefly by Kurzweil

Destinations Success

2. Sign in with your user name and password:



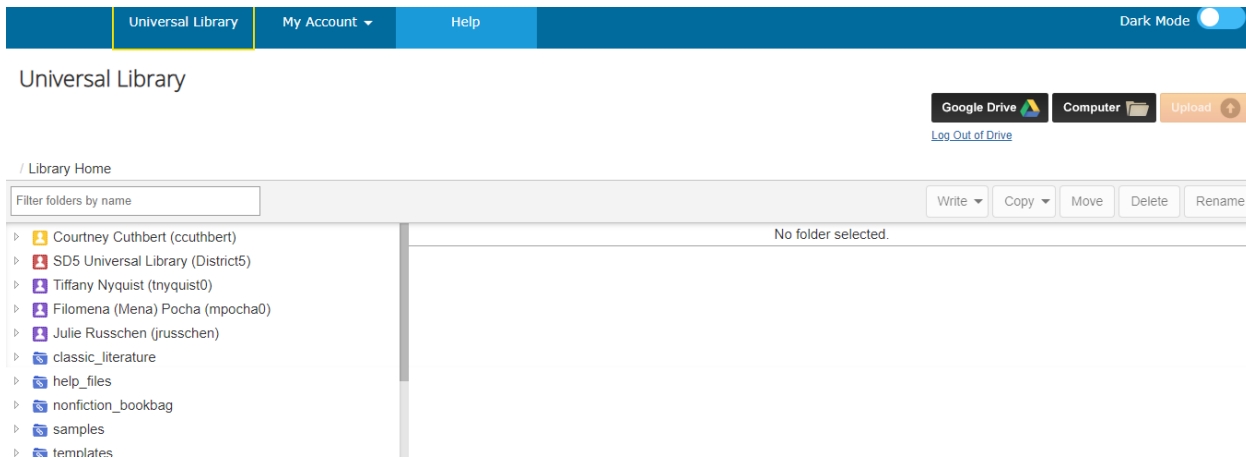
Log Into Kurzweil 3000

Username

Password

[Forgot Password?](#)

3. Once you sign in to Kurzweil and you will see this home screen:



Universal Library

Google Drive Computer Upload

[Log Out of Drive](#)

/ Library Home

Filter folders by name

Write Copy Move Delete Rename

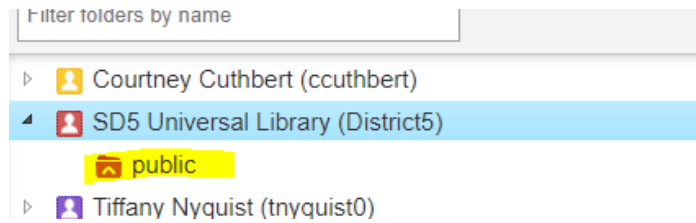
No folder selected.

- > Courtney Cuthbert (ccuthbert)
- > **SD5 Universal Library (District5)**
- > Tiffany Nyquist (tnyquist0)
- > Filomena (Mena) Pocha (mpocha0)
- > Julie Russchen (jrusschen)
- > classic_literature
- > help_files
- > nonfiction_bookbag
- > samples
- > templates

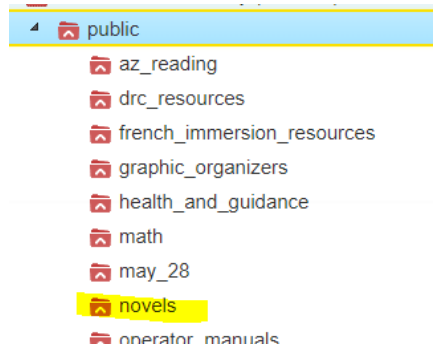
4. Click on the red SD5 Universal Library (District5):

- > **SD5 Universal Library (District5)**
- > Tiffany Nyquist (tnyquist0)

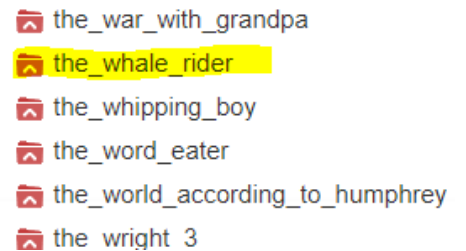
5. Click on public:



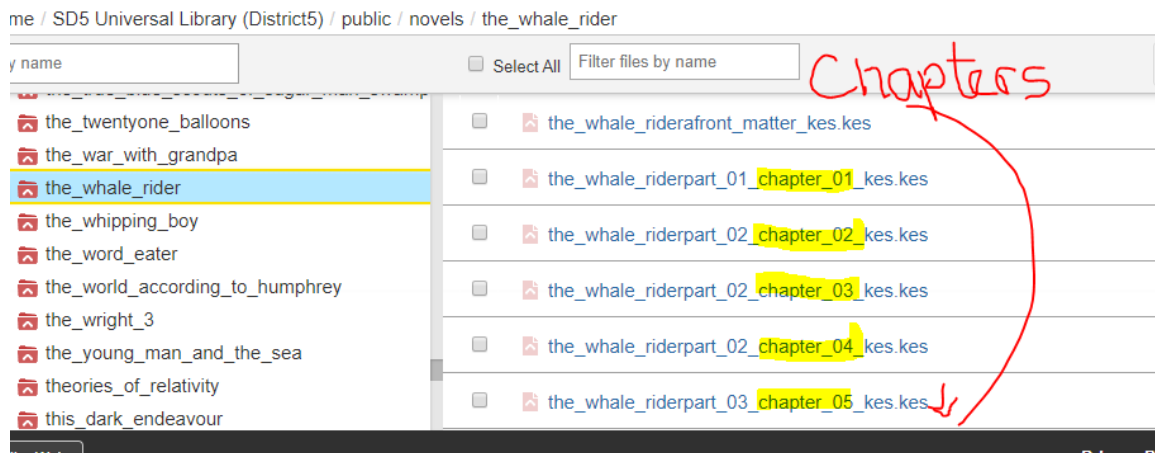
6. Scroll a bit and then click on novels:



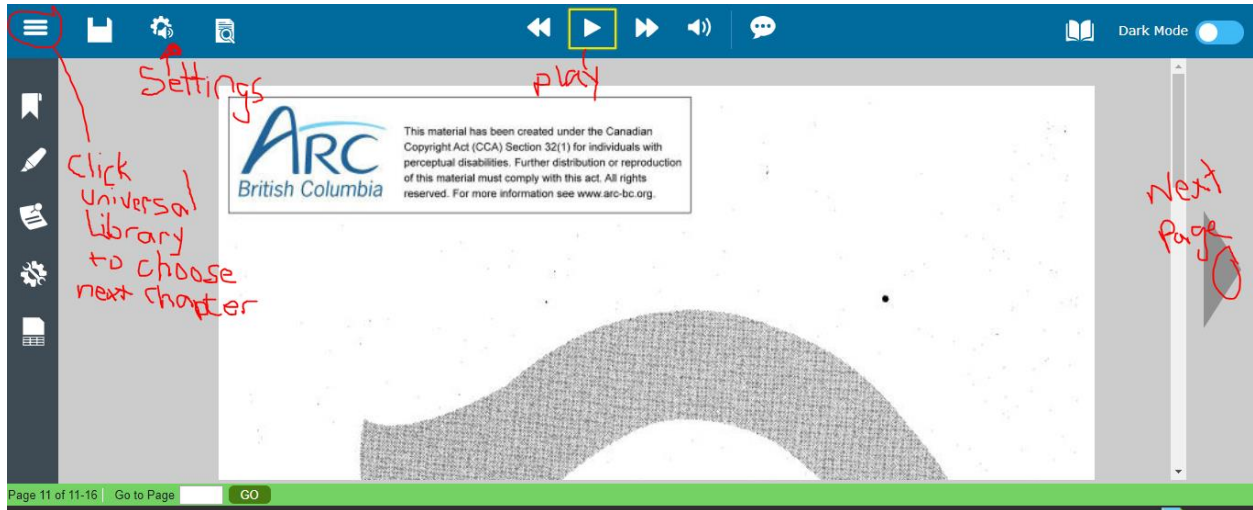
7. Within these novels you can search for the novel of your choice. With “The Whale Rider” as an example, you will have to scroll down to T’s and you will find the_whale_rider:



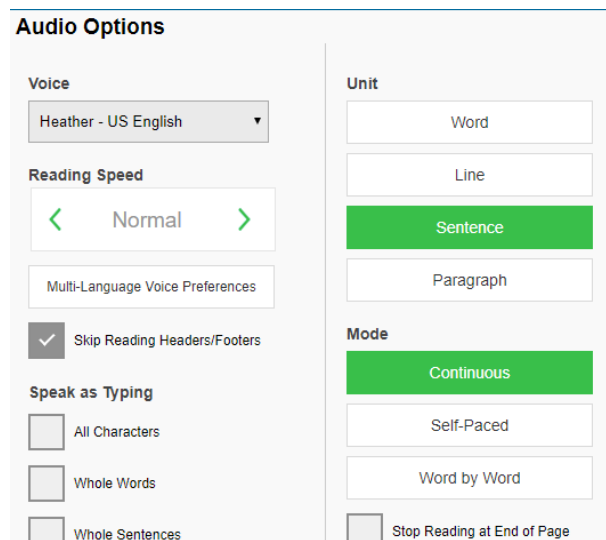
8. Once you have clicked on the novel, on the right hand side of your screen, the chapters will appear. You will have to click on each individually.



9. When you click on a chapter, Kurzweil reader will open. The next picture will have some options for you:



10. In settings you can choose the speed of talking and a voice.



11. Enjoy your novel.