

# MyEducation BC Portal Information

Scan QR Code or visit [myeducation.gov.bc.ca](http://myeducation.gov.bc.ca)

Your Login ID will always be the same: sd5stu-firstinitillastname.

**\*\*Your login ID is NOT your student number\*\***

Example: John Smith would be: sd5stu-jsmith



Example: John Smith would be sd5stu-jsmith

Did you forget your password? After 5 attempts, your account will be locked. You can click on this before your account is locked to reset your password (before the 5th attempt).

**\*\*\*When you click "Forgot my Password", the system will ask for your Login ID and Primary email. Your Primary Email is your school email account\*\*\***

If your account is locked, please go to the office to have it reset.

**\*\*Passwords are case sensitive!!\*\***


If you reset your password, an easy password is:

**Baker2024\$**

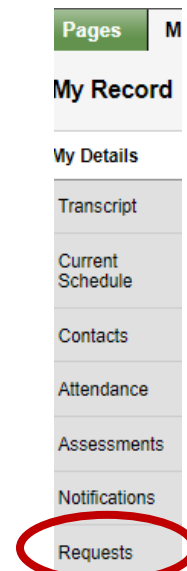
## Choosing Your Courses for Next Year:

Step 1 - Click on Menu Bar (3 lines in the top left corner) – Click "View Full Site"

Step 2 - Go to MY INFO\* (top tab)



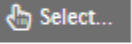
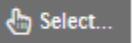
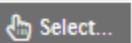
Step 3 -Go to REQUESTS (Side Tab)



**Step 4 - Scroll down and READ directions.**



**Click on one of the buttons labelled SELECT:**

**Primary requests**

Subject area	
 Select...	Required Courses
 Select...	Additional Courses
 Select...	Outside of Timetable

**\*\*If you have any classes that you did not pass or know you will not pass that you will need for graduation, be sure to choose those classes here\*\***

**Then use the arrows to scroll through courses:**

Subject area	Required Courses	
Instructions	The following are required courses at the grade 10 level An English 10 OR An English 10 First Peoples Foundations of Math Pre-Calculus 10 OR Workpla	
<input type="text" value="1:10  XAT--10---KS"/>  		
Select	CourseNumber	CourseDescription

You may have to slide the window bar at the bottom of the screen over to the right to access the slider bar for the Courses. Slide the smaller slider bar down to find additional courses.

\*If you did something online and are hoping for another elective, choose that elective.

**Outside the Timetable:**

**Choose as many as you like.**

**\*\*These run at lunches / afterschool / before school - all worth 4 credits like a normal course**

**Step 5 - Choose back up courses – in the event you can't get your original choices:**

**Alternate requests**

Subject area	
 Select...	Alternate Requests

**Step 6 - Once you are done and have 8 courses (minimum) inside the timetable, click POST.**

**\*\*Once you "Post" you can go back in and change your selections/add courses\*\***