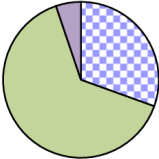
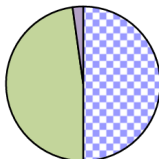



# FSA Results 2021-22

## Foundation Skills Assessment 005 - Southeast Kootenay - Writers Only

### Grade 4 - 2021/22

Literacy		Participation Rate		Emerging		On Track		Extending	
		#	%	#	%	#	%	#	%
	<b>Writers Only</b>	<b>413</b>	<b>79.4</b>	<b>100</b>	<b>30.5</b>	<b>211</b>	<b>64.3</b>	<b>17</b>	<b>5.2</b>
	Female	206	81.1	36	21.6	120	71.9	11	6.6
	Male	207	77.8	64	39.8	91	56.5	6	3.7
	Indigenous	74	82.4	23	37.7	35	57.4	3	4.9
	ELL	5	80	3	75	1	25	0	0
	Diverse Needs*	54	40.7	11	50	10	45.5	1	4.5

Numeracy		Participation Rate		Emerging		On Track		Extending	
		#	%	#	%	#	%	#	%
	<b>Writers Only</b>	<b>413</b>	<b>78.5</b>	<b>162</b>	<b>50</b>	<b>155</b>	<b>47.8</b>	<b>7</b>	<b>2.2</b>
	Female	206	81.1	84	50.3	81	48.5	2	1.2
	Male	207	75.8	78	49.7	74	47.1	5	3.2
	Indigenous	74	79.7	38	64.4	19	32.2	2	3.4
	ELL	5	80	3	75	1	25	0	0
	Diverse Needs*	54	38.9	12	57.1	9	42.9	0	0

 Emerging

 On Track

 Extending

## Foundation Skills Assessment 005 - Southeast Kootenay - Writers Only

### Grade 4 Numeracy

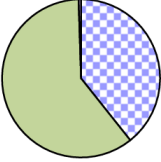
	School Year	Participation Rate		Emerging		On Track		Extending	
		#	%	#	%	#	%	#	%
Writers Only	2017/18	415	95.4	156	39.4	230	58.1	10	2.5
	2018/19	437	88.8	147	37.9	227	58.5	14	3.6
	2019/20	466	84.3	143	36.4	241	61.3	9	2.3
	2020/21	407	82.3	111	33.1	211	63	13	3.9
	2021/22	413	78.5	162	50	155	47.8	7	2.2
Female	2017/18	195	95.4	78	41.9	103	55.4	5	2.7
	2018/19	236	90.7	82	38.3	126	58.9	6	2.8
	2019/20	228	83.3	67	35.3	118	62.1	5	2.6
	2020/21	193	83.4	58	36	100	62.1	3	1.9
	2021/22	206	81.1	84	50.3	81	48.5	2	1.2
Male	2017/18	220	95.5	78	37.1	127	60.5	5	2.4
	2018/19	201	86.6	65	37.4	101	58	8	4.6
	2019/20	238	85.3	76	37.4	123	60.6	4	2
	2020/21	214	81.3	53	30.5	111	63.8	10	5.7
	2021/22	207	75.8	78	49.7	74	47.1	5	3.2
Indigenous	2017/18	73	95.9	29	41.4	41	58.6	0	0
	2018/19	80	90	42	58.3	27	37.5	3	4.2
	2019/20	87	86.2	37	49.3	36	48	2	2.7
	2020/21	68	82.4	21	37.5	35	62.5	0	0
	2021/22	74	79.7	38	64.4	19	32.2	2	3.4

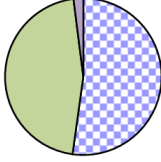
English Language Learner (ELL)	2017/18	1	100	0	0	1	100	0	0
	2018/19	6	83.3	3	60	2	40	0	0
	2019/20	11	81.8	3	33.3	5	55.6	1	11.1
	2020/21	10	70	1	14.3	6	85.7	0	0
	2021/22	5	80	3	75	1	25	0	0
Diverse Needs*	2017/18	56	83.9	23	48.9	22	46.8	2	4.3
	2018/19	59	59.3	19	54.3	12	34.3	4	11.4
	2019/20	51	70.6	26	72.2	10	27.8	0	0
	2020/21	55	43.6	13	54.2	11	45.8	0	0
	2021/22	54	38.9	12	57.1	9	42.9	0	0

\*Note: Diverse Needs includes all students identified in all 12 categories

## Foundation Skills Assessment 005 - Southeast Kootenay - Writers Only

### Grade 7 - 2021/22

Literacy		Participation Rate		Emerging		On Track		Extending	
		#	%	#	%	#	%	#	%
	<b>Writers Only</b>	<b>472</b>	<b>78.2</b>	<b>145</b>	39.3	<b>222</b>	60.2	<b>2</b>	<b>.5</b>
	Female	237	78.9	72	38.5	114	61	1	.5
	Male	235	77.4	73	40.1	108	59.3	1	.5
	Indigenous	94	73.4	30	43.5	38	55.1	1	1.4
	ELL	3	66.7	1	50	1	50	0	0
	Diverse Needs*	82	51.2	27	64.3	15	35.7	0	0

Numeracy		Participation Rate		Emerging		On Track		Extending	
		#	%	#	%	#	%	#	%
	<b>Writers Only</b>	<b>472</b>	<b>75.4</b>	<b>186</b>	52.2	<b>163</b>	45.8	<b>7</b>	<b>2</b>
	Female	237	75.1	106	59.6	68	38.2	4	2.2
	Male	235	75.7	80	44.9	95	53.4	3	1.7
	Indigenous	94	68.1	44	68.8	20	31.3	0	0
	ELL	3	66.7	2	100	0	0	0	0
	Diverse Needs*	82	51.2	33	78.6	9	21.4	0	0

 Emerging
  On Track
  Extending

\*Note: Diverse Needs includes all students identified in all 12 categories

## Foundation Skills Assessment 005 - Southeast Kootenay - Writers Only

### Grade 7 Numeracy

	School Year	Participation Rate		Emerging		On Track		Extending	
		#	%	#	%	#	%	#	%
Writers Only	2017/18	434	93.5	212	52.2	181	44.6	13	3.2
	2018/19	443	89.4	193	48.7	188	47.5	15	3.8
	2019/20	451	90.2	199	48.9	196	48.2	12	2.9
	2020/21	464	77.4	159	44.3	190	52.9	10	2.8
	2021/22	472	75.4	186	52.2	163	45.8	7	2
Female	2017/18	214	93.9	108	53.7	86	42.8	7	3.5
	2018/19	227	88.5	90	44.8	105	52.2	6	3
	2019/20	204	89.7	90	49.2	86	47	7	3.8
	2020/21	233	73.8	75	43.6	94	54.7	3	1.7
	2021/22	237	75.1	106	59.6	68	38.2	4	2.2
Male	2017/18	220	93.2	104	50.7	95	46.3	6	2.9
	2018/19	216	90.3	103	52.8	83	42.6	9	4.6
	2019/20	247	90.7	109	48.7	110	49.1	5	2.2
	2020/21	231	81	84	44.9	96	51.3	7	3.7
	2021/22	235	75.7	80	44.9	95	53.4	3	1.7
Indigenous	2017/18	111	91.9	66	64.7	35	34.3	1	1
	2018/19	100	88	57	64.8	31	35.2	0	0
	2019/20	99	91.9	53	58.2	35	38.5	3	3.3
	2020/21	89	74.2	35	53	29	43.9	2	3
	2021/22	94	68.1	44	68.8	20	31.3	0	0
English Language Learner (ELL)	2017/18	3	66.7	1	50	1	50	0	0
	2018/19	7	100	5	71.4	2	28.6	0	0
	2019/20	10	100	4	40	5	50	1	10
	2020/21	2	50	0	0	1	100	0	0
	2021/22	3	66.7	2	100	0	0	0	0
Diverse Needs*	2017/18	63	71.4	34	75.6	11	24.4	0	0
	2018/19	55	69.1	29	76.3	9	23.7	0	0
	2019/20	66	71.2	36	76.6	10	21.3	1	2.1
	2020/21	86	65.1	33	58.9	21	37.5	2	3.6
	2021/22	82	51.2	33	78.6	9	21.4	0	0

## Foundation Skills Assessment 005 - Southeast Kootenay - Writers Only

#### Technical Notes:

•The FSA 2020/21 was administered during the COVID-19 pandemic in February 2021. As a result of this, and the fact that this assessment was administered at a non-regular time (in February, rather than October) and the participation rate was lower than usual, it is not advisable (due to validity issues) to compare the results of this assessment to previous FSA assessments.

•There is no longer a writing component on the FSA effective October 2021. The FSA now consists of two components: literacy and numeracy. As a result of this change, it is not advisable to compare the literacy results of the FSA 2021/22 to reading or writing results from previous FSA administrations.

•As a result of curriculum transformation, the content and item format of the FSA was significantly revised in October 2017. Therefore, FSA administrations prior to 2017 cannot be compared to FSA administrations from 2017 and onwards.